

Steve Trash Science Video & Question and Activity sheet

Pollution



stevetrash.com

Thank you for your purchase!

I'm so happy you've chosen to download these materials for your classroom. I have three small favors to ask...

1. PLEASE leave a review for this resource in my TPT – TEACHERS PAY TEACHERS store.

<https://www.teacherspayteachers.com/Store/Steve-Trash>

2. Please feel free to share this resource with OTHER teachers. That's EXACTLY why I made it. Share via e-mail. Share via social media. Share. Share. Share. No permission needed. Share.

3. If you enjoy my work please go to my web site www.stevetrash.com and sign up to CONNECT WITH ME. You'll automatically be registered to win REALLY COOL STEVE STUFF each month (seriously cool prizes like: a cigar box guitar, a hand-carved-magic-wand, a Steve Trash magic hat, and you'll get access to EXCLUSIVE behind the scenes resources. CLICK the CONNECT WITH STEVE button. No hassle. No pitches. No weird sales stuff. Just make a simple connection.

Thank you very much,
Steve Trash – Rockin' Eco Hero

We can also connect on...

INSTAGRAM - <https://www.instagram.com/stevetrash?>

FACEBOOK - <https://www.facebook.com/stevetrash/>

TWITTER - <https://twitter.com/stevetrashrocks>

POLLUTION - STEVE TRASH SCIENCE - VIDEO - Grade 1-5

Thank you for downloading this resource!

The Pollution - STEVE TRASH SCIENCE - VIDEO is approx. 6:19 long.

It's curriculum based, fun, and even a little bit funny. It's appropriate for grades 1-5. Grade specific questions (grades 1-5) for the video are in this pdf. The **key (with answers)** is included in this pdf as well. Feel free to download the video and save to your computer and use anytime you want. Or use the link to simply view online when you want your kids to watch. No problem either way. Also... feel free to share the video with others.

You can download the video here for FREE...

<https://vimeo.com/211196086>

I hope your students love this video and develop a passion for the environment and for environmental science.

Steve Trash - Rockin' Eco Hero

www.stevetrash.com

Name: _____ Date: _____

GRADE 1 QUESTIONS - Pollution - STEVE TRASH SCIENCE - VIDEO

Read the question and fill in the blank with the correct word.

connected humans living pollution recycle water

1. _____ is something added to the environment that is harmful or poisonous to living things.
2. Pollution can harm humans because we are a _____ thing.
3. There are three types of pollution air, _____ and land.
4. Most pollution is caused by _____ or human activities.
5. The Earth is able to _____ most of the waste, but the extra waste becomes pollution.
6. Everything in the natural world is _____ and pollution comes back to harm all living things.

Challenge Question: *Be resourceful use the back of your paper.*

There are three types of pollution (land, air and water). Choose one type of pollution. Draw what this type of pollution looks like. What does the pollution do to the living things in the area?

ANSWER KEY

GRADE 1 QUESTIONS - Pollution - STEVE TRASH SCIENCE - VIDEO

Read the question and fill in the blank with the correct word.

connected humans living pollution recycle water

1. **Pollution** is something added to the environment that is harmful or poisonous to living things.
2. Pollution can harm humans because we are a **living** thing.
3. There are three types of pollution air, **water** and land.
4. Most pollution is caused by **humans** or human activities.
5. The Earth is able to **recycle** most of the waste, but the extra waste becomes pollution.
6. Everything in the natural world is **connected** and pollution comes back to harm all living things.

Challenge Question: *Be resourceful use the back of your paper.*

There are three types of pollution (land, air and water). Choose one type of pollution. Draw what this type of pollution looks like. What does the pollution do to the living things in the area?

Student pictures will vary. They should however depict pollution of land, air or water. Pollution harms or poisons living things in the area.

Name: _____ Date: _____

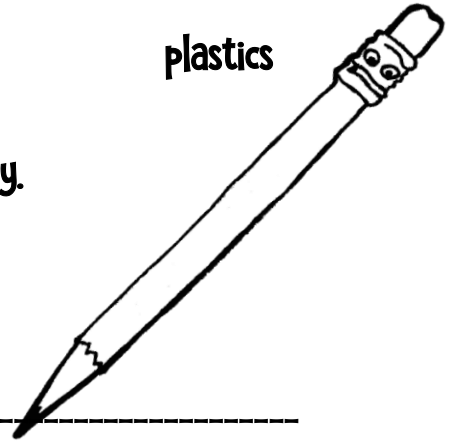
GRADE 2 QUESTIONS - Pollution - STEVE TRASH SCIENCE - VIDEO

Read each sentence carefully and circle the vocabulary word that best matches.

1. Something that harms or poisons living things. recycling pollution
2. Responsible for most pollution. humans landfills
3. Biggest item that pollutes. cans plastics

Read the question carefully and answer the question completely.

4. What are the three types of pollution?



5. Why does pollution spread through the natural world?

Challenge Question: *Be resourceful use the back of your paper.*

Draw one way that pollution can be prevented. Think about why we should prevent pollution and name at least one reason.

ANSWER KEY

GRADE 2 QUESTIONS - Pollution - STEVE TRASH SCIENCE - VIDEO

Read each sentence carefully and circle the vocabulary word that best matches.

1. Something that harms or poisons living things. recycling **pollution**
2. Responsible for most pollution. **humans** landfills
3. Biggest item that pollutes. cans **plastics**

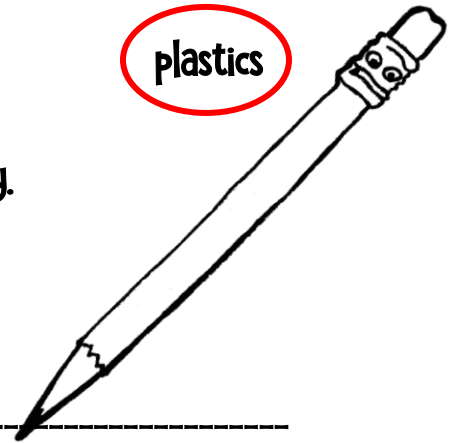
Read the question carefully and answer the question completely.

4. What are the three types of pollution?

air, water and land

5. Why does pollution spread through the natural world?

everything is connected



Challenge Question: *Be resourceful use the back of your paper.*

Draw one way that pollution can be prevented. Think about why we should prevent pollution and name at least one reason.

Student drawings will vary. Possible examples: using canvas bags instead of plastic, turning off lights to prevent use of non-renewable resources or using rechargeable batteries instead of disposable ones. Pollution should be prevented because all parts of the natural world are connected. Therefore, pollution in one form leads to pollution in many.

Name: _____ Date: _____

GRADE 3 QUESTIONS - Pollution - STEVE TRASH SCIENCE - VIDEO

Read each sentence and decide if the sentence is true or false. Then circle the best answer. If false, write the word or words that make the sentence true.

1. Substances that are added to the environment that are harmful or poisonous to living things are called pollution.

True False _____

2. There are two main types of pollution.

True False _____

3. Industries and companies are the main source of pollution.

True False _____

4. The Earth is excellent about recycling pollutants, but sometimes humans create more than the Earth can recycle.

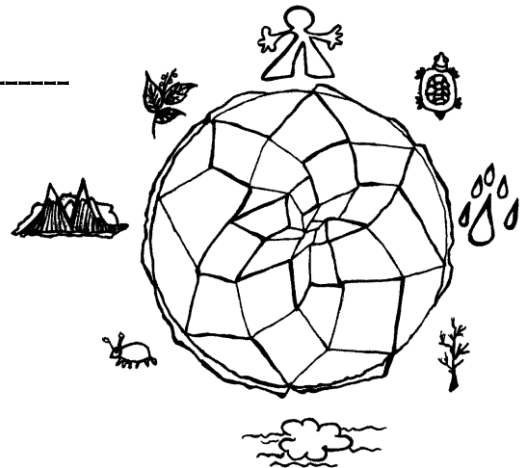
True False _____

5. The natural world is composed of living things that all work independently.

True False _____

6. It is best to use disposable batteries to prevent pollution.

True False _____



Challenge Question: *Be resourceful use the back of your paper.*

What are the three types of pollution? Give an example to prevent each.

ANSWER KEY

GRADE 3 QUESTIONS - Pollution - STEVE TRASH SCIENCE - VIDEO

Read each sentence and decide if the sentence is true or false. Then circle the best answer. If false, write the word or words that makes the sentence true.

1. Substances that are added to the environment that are harmful or poisonous to living things are called pollution.

True

False

2. There are two main types of pollution.

True

False

three

3. Industries and companies are the main source of pollution.

True

False

Humans

4. The Earth is excellent about recycling pollutants, but sometimes humans create more than the Earth can recycle.

True

False

5. The natural world is composed of living things that all work independently.

True

False

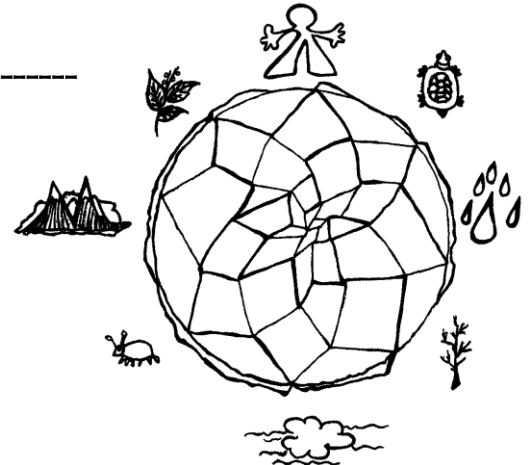
connected

6. It is best to use disposable batteries to prevent pollution.

True

False

rechargeable



Challenge Question: *Be resourceful use the back of your paper.*


What are the three types of pollution? Give an example to prevent each.

The types of pollution are air, water and land pollution. Prevention could include using canvas bags instead of plastic, turning off lights to prevent use of non-renewable resources or using rechargeable batteries instead of disposable ones.

Name: _____ Date: _____

GRADE 4 QUESTIONS - Pollution - STEVE TRASH SCIENCE - VIDEO

Read the question carefully and answer the question completely.



1. What is pollution?

2. Why should we care about pollution?

3. Match each form of pollution to the correct solution.

_____ Plastic bags in the landfills and plastics in the ocean

A. turn lights off

_____ Using too many non-renewable resources for electricity

B. rechargeable batteries

_____ Single use batteries

C. use canvas bags


4. What are the three types of pollution?

Challenge Question: *Be resourceful use the back of your paper.*

Explain how pollution is a problem for ALL living things? Think about ecosystems to answer the question. How does pollution upset the balance in the natural world?

ANSWER KEY

GRADE 4 QUESTIONS - Pollution - STEVE TRASH SCIENCE - VIDEO



Read the question carefully and answer the question completely.

1. What is pollution?

something added to the environment that is harmful or poisonous to living things

2. Why should we care about pollution?

pollution effects all living things...humans are living things

3. Match each form of pollution to the correct solution.

C Plastic bags in the landfills and plastics in the ocean

A. turn lights off

A Using too many non-renewable resources for electricity

B. rechargeable batteries

B Single use batteries

C. use canvas bags

4. What are the three types of pollution?

air, water and land

Challenge Question: *Be resourceful use the back of your paper.*

Explain how pollution is a problem for ALL living things? Think about ecosystems to answer the question. How does pollution upset the balance in the natural world?

Pollution effects all living things. Living things are a part of the natural world. All things in the natural world are connected. If you remove one part of an ecosystem the entire ecosystem becomes unbalanced.

Name: _____ Date: _____

GRADE 5 VIEWING GUIDE - Pollution- STEVE TRASH SCIENCE - VIDEO

As you watch the video, complete the following viewing guide.

1. _____ is something added to the environment that is harmful or poisonous to living things.

2. Polluting substances are important to us because _____ are living things too!

3. Types of pollution:

A. _____

B. water

C. _____



4. What are the keys to preventing pollution?

A. Stop pollution in the ocean = Use canvas bags, instead of _____
Example of _____ pollution.

B. Turn off lights = reduce the use of _____ energy sources
Example of _____ pollution.

C. Reduce batteries in landfills = use _____ batteries and recycle them
Example of _____ pollution.

5. Everything in the natural world is _____ and pollutants effect more than just one ecosystem.

Challenge Question: *Be resourceful use the back of your paper.*


Select one type of pollution and create a solution or reduction in the pollutant. Create a presentation to persuade or sell the City Council on your solution.

ANSWER KEY

GRADE 5 VIEWING GUIDE - Pollution- STEVE TRASH SCIENCE - VIDEO

As you watch the video, complete the following viewing guide.

1. **Pollution** is something added to the environment that is harmful or poisonous to living things.
2. Polluting substances are important to us because **humans** are living things too!
3. Types of pollution:
 - A. **air**
 - B. water
 - C. **land**
4. What are the keys to preventing pollution?
 - A. Stop pollution in the ocean = Use canvas bags, instead of **plastic**
Example of **water** pollution.
 - B. Turn off lights = reduce the use of **Non-renewable** energy sources
Example of **air** pollution.
 - C. Reduce batteries in landfills = use **rechargeable** batteries and recycle them
Example of **land** pollution.
5. Everything in the natural world is **connected** and pollutants effect more than just one ecosystem.



Challenge Question: *Be resourceful use the back of your paper.*

Select one type of pollution and create a solution or reduction in the pollutant. Create a presentation to persuade or sell the City Council on your solution.

Student answers will vary. One good example: If you live near local bodies of water... how plastics effect the organisms that live in the water and around the water. Presentation on how local businesses or cities could provide incentives for using reusable bags.